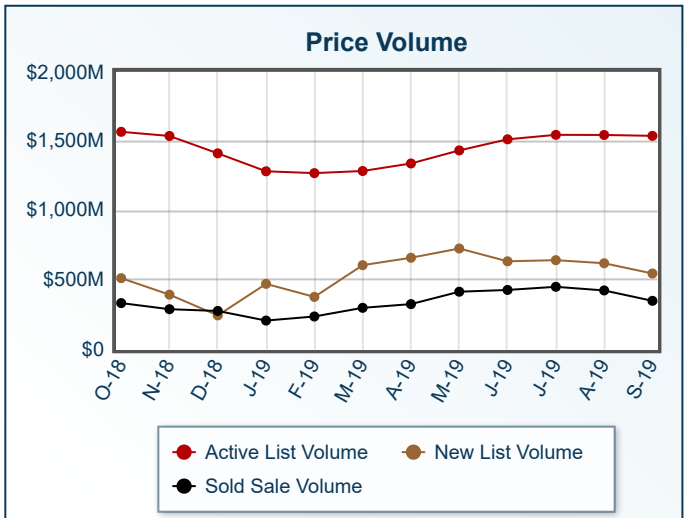
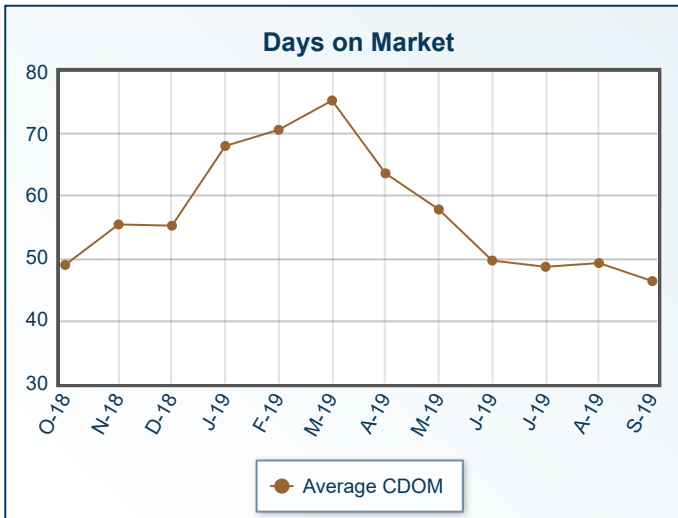
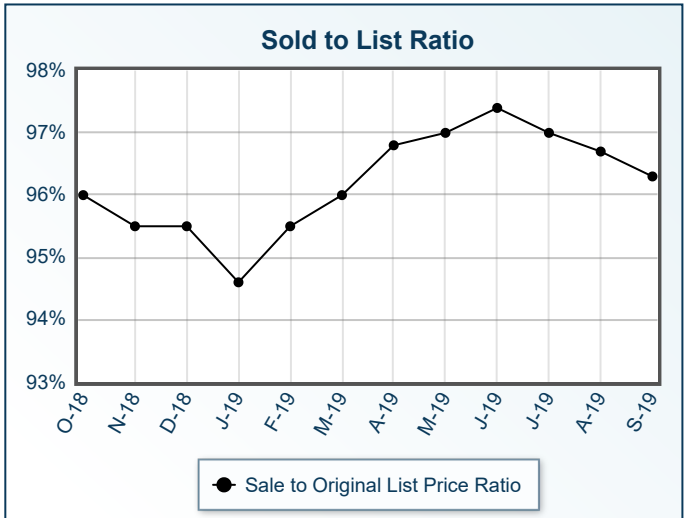
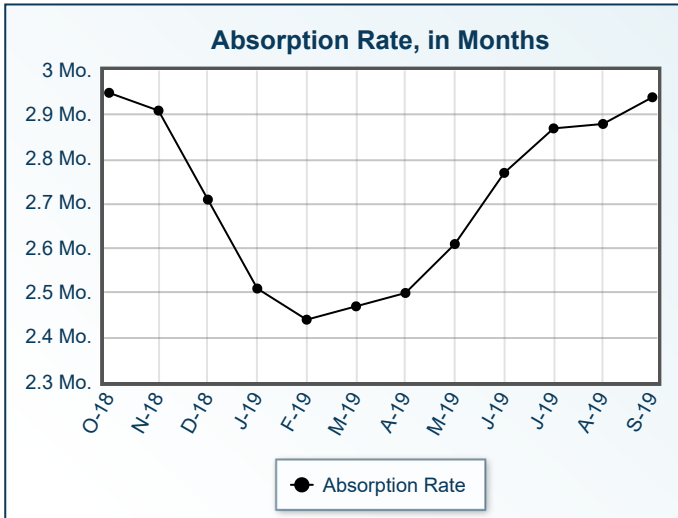
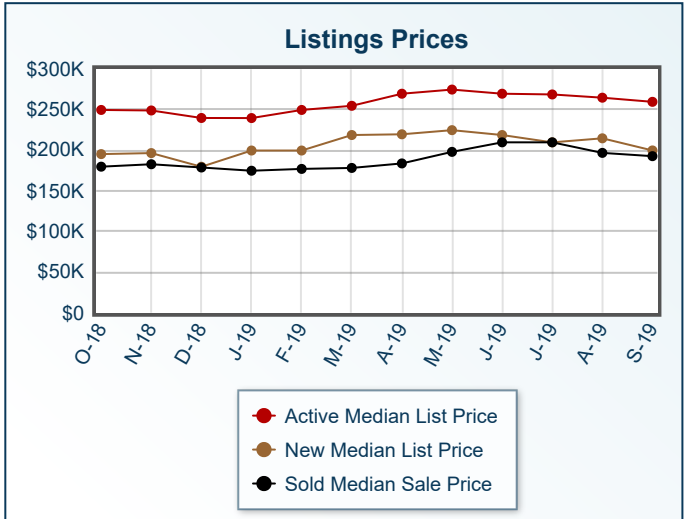
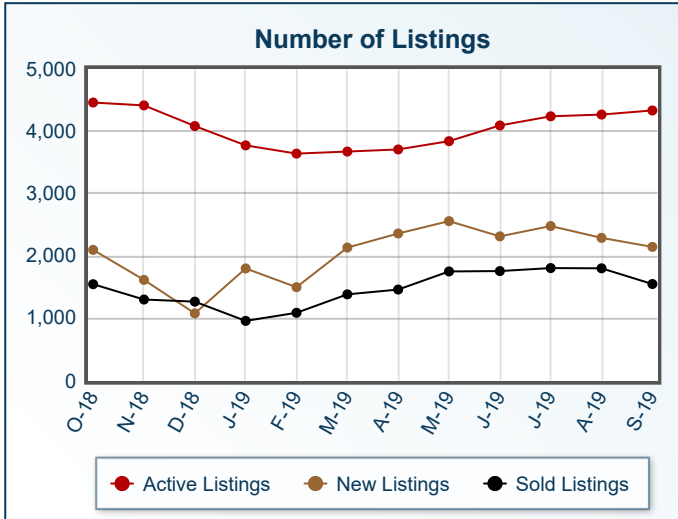


Market Summary

Residential, September 2019



Summary Statistics						
	Sep-19	Sep-18	% Chg	2019 YTD	2018 YTD	% Chg
Absorption Rate	2.94	2.88	2.08	2.67	2.55	4.71
Average List Price	\$354,633	\$354,767	-0.04	\$281,315	\$268,461	4.79
Median List Price	\$259,900	\$249,900	4.00	\$218,000	\$200,000	9.00
Average Sale Price	\$225,077	\$211,815	6.26	\$230,904	\$219,382	5.25
Median Sale Price	\$192,950	\$178,500	8.10	\$193,000	\$180,000	7.22
Average CDOM	46	49	-6.12	N/A	N/A	N/A
Median CDOM	20	19	5.26	23	21	9.52

Sold Listings							Pending Listings						
	This Month			Year to Date				This Month			Year to Date		
	2019	2018	% Chg	2019	2018	% Chg		2019	2018	% Chg	2019	2018	% Chg
0-29,999	21	34	-38.2	214	292	-26.7	0-29,999	20	34	-41.2	226	286	-21.0
30,000-39,999	11	21	-47.6	129	158	-18.4	30,000-39,999	24	19	26.3	141	149	-5.4
40,000-49,999	10	17	-41.2	144	178	-19.1	40,000-49,999	17	9	88.9	152	164	-7.3
50,000-59,999	28	29	-3.4	185	215	-14.0	50,000-59,999	13	23	-43.5	162	218	-25.7
60,000-69,999	24	18	33.3	192	226	-15.0	60,000-69,999	21	33	-36.4	211	250	-15.6
70,000-79,999	27	30	-10.0	228	272	-16.2	70,000-79,999	29	20	45.0	257	296	-13.2
80,000-89,999	31	30	3.3	270	328	-17.7	80,000-89,999	28	32	-12.5	274	331	-17.2
90,000-99,999	31	32	-3.1	296	343	-13.7	90,000-99,999	31	34	-8.8	326	388	-16.0
100,000-119,999	57	115	-50.4	668	959	-30.3	100,000-119,999	73	90	-18.9	698	967	-27.8
120,000-139,999	143	143	0.0	1239	1372	-9.7	120,000-139,999	122	140	-12.9	1322	1459	-9.4
140,000-159,999	151	172	-12.2	1300	1304	-0.3	140,000-159,999	130	148	-12.2	1382	1400	-1.3
160,000-179,999	161	150	7.3	1248	1238	0.8	160,000-179,999	144	121	19.0	1368	1274	7.4
180,000-199,999	119	137	-13.1	964	1038	-7.1	180,000-199,999	104	107	-2.8	1049	1067	-1.7
200,000-249,999	259	192	34.9	2025	1849	9.5	200,000-249,999	214	201	6.5	2076	1949	6.5
250,000-299,999	166	154	7.8	1502	1387	8.3	250,000-299,999	141	121	16.5	1600	1438	11.3
300,000-399,999	173	144	20.1	1618	1462	10.7	300,000-399,999	146	156	-6.4	1758	1578	11.4
400,000-499,999	79	74	6.8	685	647	5.9	400,000-499,999	68	70	-2.9	709	677	4.7
500,000+	61	61	0.0	670	641	4.5	500,000+	71	70	1.4	745	695	7.2
Totals	1552	1553	-0.1	13577	13909	-2.4	Totals	1396	1428	-2.2	14456	14586	-0.9

Active Listings							New Listings						
	This Month			Year to Date				This Month			Year to Date		
	2019	2018	% Chg	2019	2018	% Chg		2019	2018	% Chg	2019	2018	% Chg
0-29,999	64	98	-34.7	367	502	-26.9	0-29,999	20	51	-60.8	280	408	-31.4
30,000-39,999	38	60	-36.7	217	264	-17.8	30,000-39,999	23	18	27.8	167	201	-16.9
40,000-49,999	36	61	-41.0	276	303	-8.9	40,000-49,999	46	33	39.4	219	234	-6.4
50,000-59,999	60	59	1.7	284	348	-18.4	50,000-59,999	23	29	-20.7	232	278	-16.5
60,000-69,999	59	70	-15.7	338	387	-12.7	60,000-69,999	37	29	27.6	277	302	-8.3
70,000-79,999	60	73	-17.8	397	471	-15.7	70,000-79,999	39	35	11.4	329	390	-15.6
80,000-89,999	71	80	-11.2	418	504	-17.1	80,000-89,999	33	39	-15.4	355	410	-13.4
90,000-99,999	63	76	-17.1	434	549	-20.9	90,000-99,999	35	41	-14.6	375	458	-18.1
100,000-119,999	168	162	3.7	1002	1280	-21.7	100,000-119,999	100	107	-6.5	861	1119	-23.1
120,000-139,999	208	252	-17.5	1754	1927	-9.0	120,000-139,999	172	164	4.9	1519	1661	-8.5
140,000-159,999	218	243	-10.3	1833	1856	-1.2	140,000-159,999	192	177	8.5	1600	1645	-2.7
160,000-179,999	269	243	10.7	1845	1720	7.3	160,000-179,999	190	154	23.4	1614	1515	6.5
180,000-199,999	239	228	4.8	1491	1464	1.8	180,000-199,999	156	138	13.0	1316	1288	2.2
200,000-249,999	530	516	2.7	3107	2938	5.8	200,000-249,999	317	304	4.3	2677	2596	3.1
250,000-299,999	473	462	2.4	2545	2392	6.4	250,000-299,999	220	229	-3.9	2153	2050	5.0
300,000-399,999	658	609	8.0	3220	2817	14.3	300,000-399,999	267	263	1.5	2665	2354	13.2
400,000-499,999	408	402	1.5	1567	1482	5.7	400,000-499,999	126	136	-7.4	1284	1226	4.7
500,000+	717	686	4.5	2176	2059	5.7	500,000+	152	127	19.7	1683	1578	6.7
Totals	4339	4380	-0.9	23271	23263	0.0	Totals	2148	2074	3.6	19606	19713	-0.5

Information is deemed to be reliable, but is not guaranteed. © 2019 MLS and FBS. Prepared by David R Day, on Wednesday, October 09, 2019 11:25 AM.