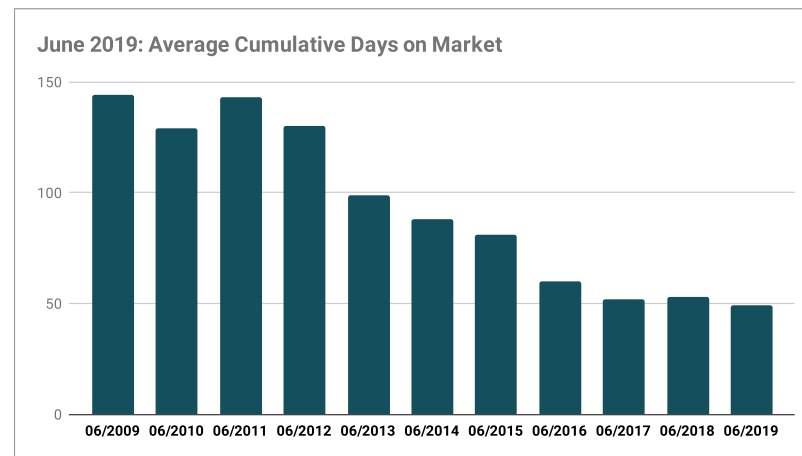
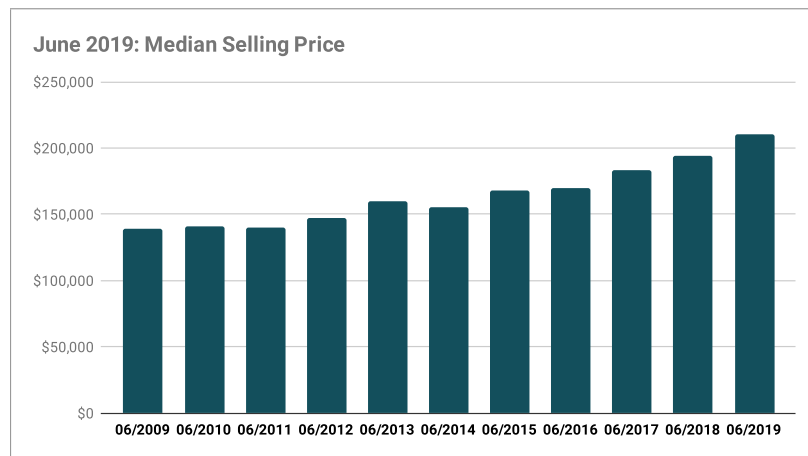
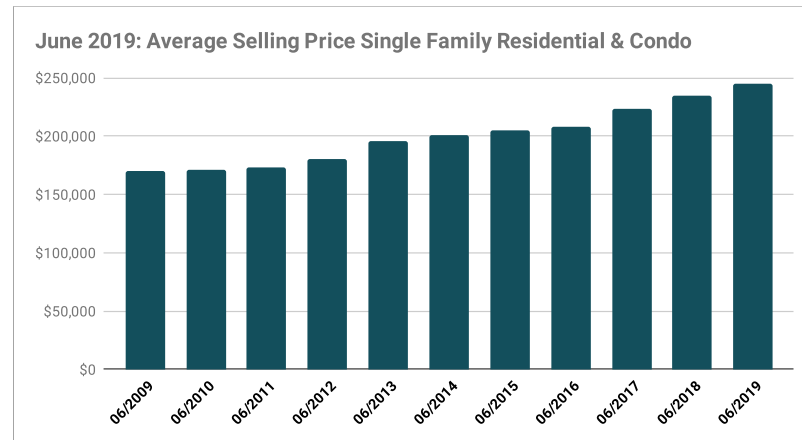
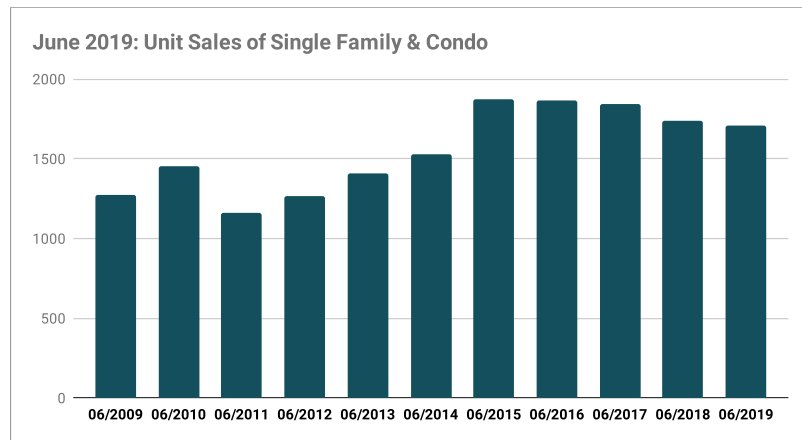


# Month at a Glance | June 2019

## Residential Sales Statistics: Single Family Residential & Condo



	06/2009	06/2010	06/2011	06/2012	06/2013	06/2014	06/2015	06/2016	06/2017	06/2018	06/2019
Houses Sold	1275	1456	1157	1263	1410	1524	1873	1866	1842	1737	1709
Average Selling Price	\$170,252	\$170,795	\$173,286	\$179,929	\$195,411	\$200,542	\$205,264	\$207,857	\$223,391	\$234,756	\$245,172
Median Selling Price	\$139,000	\$141,000	\$140,000	\$147,000	\$160,000	\$155,000	\$167,950	\$170,000	\$183,000	\$194,000	\$210,000
Average Days on Market	85	75	80	84	66	61	55	43	38	37	35
Average Cumulative Days on Market	144	129	143	130	99	88	81	60	52	53	49



Information deemed reliable but not guaranteed